

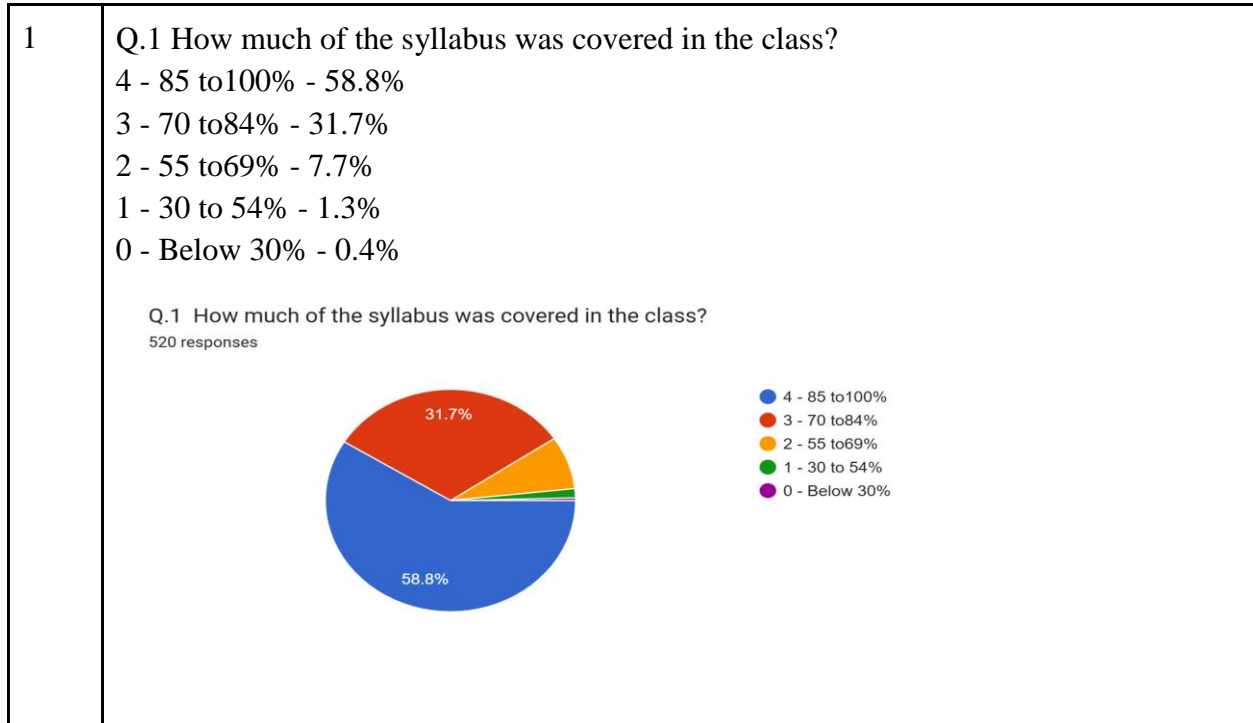


Student Satisfaction Survey (SSS) on overall institutional performance

Google form Link: <https://forms.gle/SGk7mo4mNaVKca13A>

Number of Students: 520

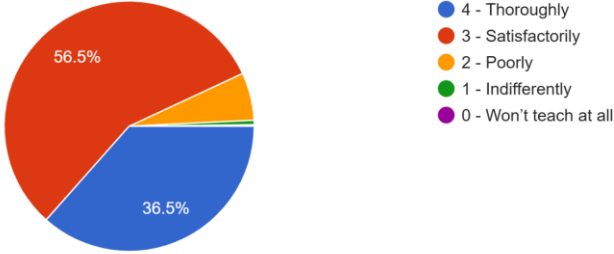
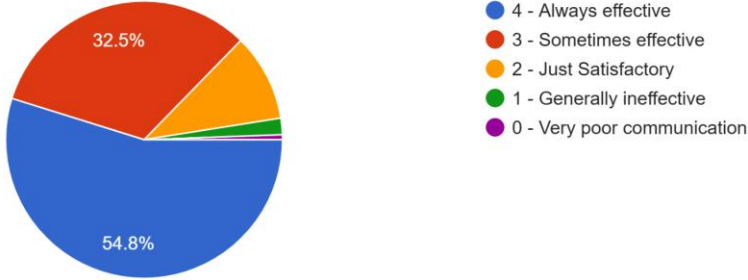
Response:





Vishnu Waman Thakur Charitable Trust's
VIVA Institute of Technology

Approved by AICTE, New Delhi, DTE, Government of Maharashtra, Affiliated to University of Mumbai
Shirgaon, Post-Virar (E.), Tal-Vasai, Dist-Palghar – 401 305.

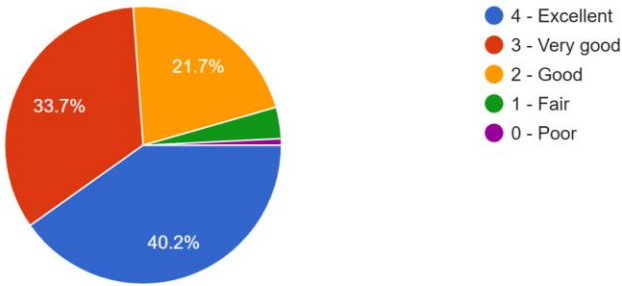
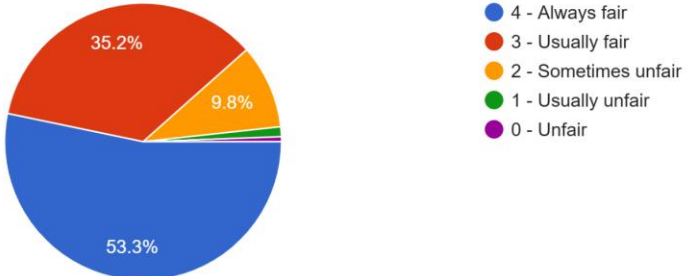
<p>2</p>	<p>How well did the teachers prepare for the classes?</p> <p>4 - Thoroughly - 36.5% 3 - Satisfactorily - 56.5% 2 - Poorly - 6.2% 1 - Indifferently - 0.6% 0 - Won't teach at all - 0%</p> <p>Q.2 How well did the teachers prepare for the classes? 520 responses</p>  <ul style="list-style-type: none">4 - Thoroughly3 - Satisfactorily2 - Poorly1 - Indifferently0 - Won't teach at all
<p>3</p>	<p>How well were the teachers able to communicate?</p> <p>4 - Always effective - 54.8% 3 - Sometimes effective - 32.5% 2 - Just Satisfactory - 10.2% 1 - Generally ineffective - 1.9% 0 - Very poor communication - 0.6%</p> <p>Q.3 How well were the teachers able to communicate? 520 responses</p>  <ul style="list-style-type: none">4 - Always effective3 - Sometimes effective2 - Just Satisfactory1 - Generally ineffective0 - Very poor communication





Vishnu Waman Thakur Charitable Trust's
VIVA Institute of Technology

Approved by AICTE, New Delhi, DTE, Government of Maharashtra, Affiliated to University of Mumbai
Shirgaon, Post-Virar (E.), Tal-Vasai, Dist-Palghar – 401 305.

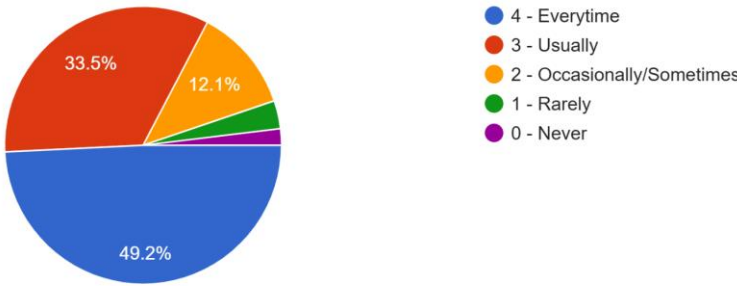
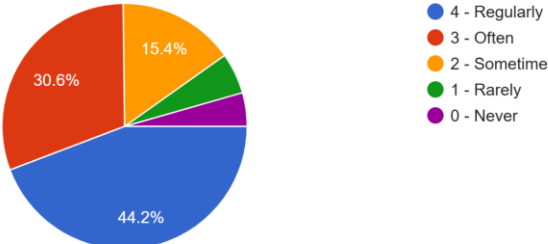
4	<p>The teacher's approach to teaching can be best described as</p> <p>4 - Excellent - 40.2% 3 - Very good - 33.7% 2 - Good - 21.7% 1 - Fair - 3.7% 0 - Poor - 0.8%</p> <p>Q.4 The teacher's approach to teaching can be best described as 520 responses</p>  <table border="1"><thead><tr><th>Rating</th><th>Percentage</th></tr></thead><tbody><tr><td>4 - Excellent</td><td>40.2%</td></tr><tr><td>3 - Very good</td><td>33.7%</td></tr><tr><td>2 - Good</td><td>21.7%</td></tr><tr><td>1 - Fair</td><td>3.7%</td></tr><tr><td>0 - Poor</td><td>0.8%</td></tr></tbody></table>	Rating	Percentage	4 - Excellent	40.2%	3 - Very good	33.7%	2 - Good	21.7%	1 - Fair	3.7%	0 - Poor	0.8%
Rating	Percentage												
4 - Excellent	40.2%												
3 - Very good	33.7%												
2 - Good	21.7%												
1 - Fair	3.7%												
0 - Poor	0.8%												
5	<p>Fairness of the internal evaluation process by the teachers.</p> <p>4 - Always fair - 53.3% 3 - Usually fair - 35.2% 2 - Sometimes unfair - 9.8% 1 - Usually unfair - 1.2% 0 - Unfair - 0.6%</p> <p>Q.5 Fairness of the internal evaluation process by the teachers. 520 responses</p>  <table border="1"><thead><tr><th>Rating</th><th>Percentage</th></tr></thead><tbody><tr><td>4 - Always fair</td><td>53.3%</td></tr><tr><td>3 - Usually fair</td><td>35.2%</td></tr><tr><td>2 - Sometimes unfair</td><td>9.8%</td></tr><tr><td>1 - Usually unfair</td><td>1.2%</td></tr><tr><td>0 - Unfair</td><td>0.6%</td></tr></tbody></table>	Rating	Percentage	4 - Always fair	53.3%	3 - Usually fair	35.2%	2 - Sometimes unfair	9.8%	1 - Usually unfair	1.2%	0 - Unfair	0.6%
Rating	Percentage												
4 - Always fair	53.3%												
3 - Usually fair	35.2%												
2 - Sometimes unfair	9.8%												
1 - Usually unfair	1.2%												
0 - Unfair	0.6%												





Vishnu Waman Thakur Charitable Trust's
VIVA Institute of Technology

Approved by AICTE, New Delhi, DTE, Government of Maharashtra, Affiliated to University of Mumbai
Shirgaon, Post-Virar (E.), Tal-Vasai, Dist-Palghar – 401 305.

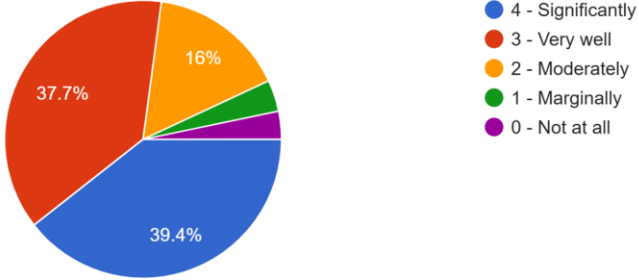
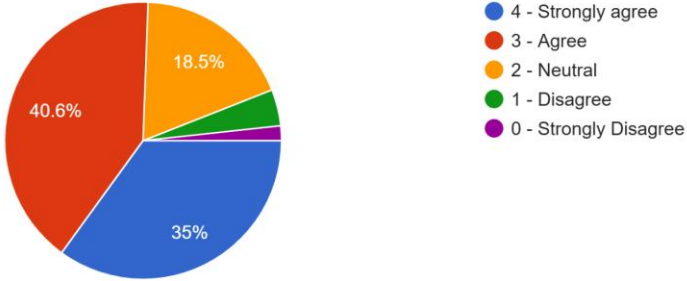
6	<p>Was your performance in assignments discussed with you?</p> <p>4 - Everytime - 49.2% 3 - Usually - 33.5% 2 - Occasionally/Sometimes - 12.1% 1 - Rarely - 3.3% 0 - Never - 1.9%</p> <p>Q.6 Was your performance in assignments discussed with you? 520 responses</p>  <table border="1"><thead><tr><th>Response</th><th>Percentage</th></tr></thead><tbody><tr><td>4 - Everytime</td><td>49.2%</td></tr><tr><td>3 - Usually</td><td>33.5%</td></tr><tr><td>2 - Occasionally/Sometimes</td><td>12.1%</td></tr><tr><td>1 - Rarely</td><td>3.3%</td></tr><tr><td>0 - Never</td><td>1.9%</td></tr></tbody></table>	Response	Percentage	4 - Everytime	49.2%	3 - Usually	33.5%	2 - Occasionally/Sometimes	12.1%	1 - Rarely	3.3%	0 - Never	1.9%
Response	Percentage												
4 - Everytime	49.2%												
3 - Usually	33.5%												
2 - Occasionally/Sometimes	12.1%												
1 - Rarely	3.3%												
0 - Never	1.9%												
7	<p>The institute takes active interest in promoting internship, student exchange, fieldvisit opportunities for students</p> <p>4 - Regularly - 44.2% 3 - Often - 30.6% 2 - Sometimes - 15.4% 1 - Rarely - 5.4% 0 - Never - 4.4%</p> <p>Q.7 The institute takes active interest in promoting internship, student exchange, field visit opportunities for students 520 responses</p>  <table border="1"><thead><tr><th>Response</th><th>Percentage</th></tr></thead><tbody><tr><td>4 - Regularly</td><td>44.2%</td></tr><tr><td>3 - Often</td><td>30.6%</td></tr><tr><td>2 - Sometimes</td><td>15.4%</td></tr><tr><td>1 - Rarely</td><td>5.4%</td></tr><tr><td>0 - Never</td><td>4.4%</td></tr></tbody></table>	Response	Percentage	4 - Regularly	44.2%	3 - Often	30.6%	2 - Sometimes	15.4%	1 - Rarely	5.4%	0 - Never	4.4%
Response	Percentage												
4 - Regularly	44.2%												
3 - Often	30.6%												
2 - Sometimes	15.4%												
1 - Rarely	5.4%												
0 - Never	4.4%												





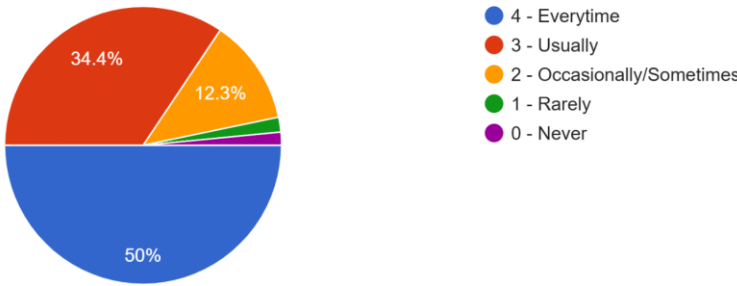
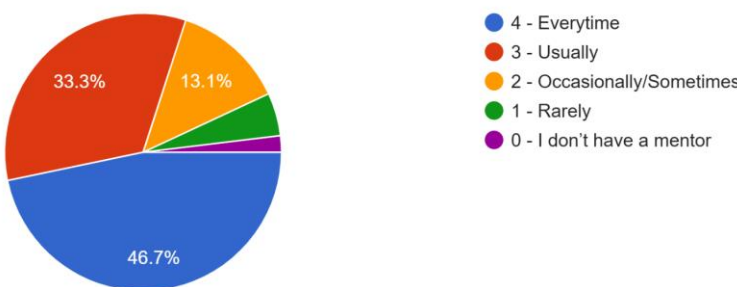
Vishnu Waman Thakur Charitable Trust's
VIVA Institute of Technology

Approved by AICTE, New Delhi, DTE, Government of Maharashtra, Affiliated to University of Mumbai
Shirgaon, Post-Virar (E.), Tal-Vasai, Dist-Palghar – 401 305.

<p>8</p>	<p>The teaching and mentoring process in your institution facilitates you in cognitive, social and emotional growth.</p> <p>4 - Significantly - 39.4% 3 - Very well - 37.7% 2 - Moderately - 16% 1 - Marginally - 3.7% 0 - Not at all - 3.3%</p> <p>Q.8 The teaching and mentoring process in your institution facilitates you in cognitive, social and emotional growth. 520 responses</p>  <table border="1"><thead><tr><th>Response</th><th>Percentage</th></tr></thead><tbody><tr><td>4 - Significantly</td><td>39.4%</td></tr><tr><td>3 - Very well</td><td>37.7%</td></tr><tr><td>2 - Moderately</td><td>16%</td></tr><tr><td>1 - Marginally</td><td>3.7%</td></tr><tr><td>0 - Not at all</td><td>3.3%</td></tr></tbody></table>	Response	Percentage	4 - Significantly	39.4%	3 - Very well	37.7%	2 - Moderately	16%	1 - Marginally	3.7%	0 - Not at all	3.3%
Response	Percentage												
4 - Significantly	39.4%												
3 - Very well	37.7%												
2 - Moderately	16%												
1 - Marginally	3.7%												
0 - Not at all	3.3%												
<p>9</p>	<p>The institution provides multiple opportunities to grow</p> <p>4 - Strongly agree - 35% 3 - Agree - 40.6% 2 - Neutral - 18.5% 1 - Disagree - 4.2% 0 - Strongly Disagree - 1.7%</p> <p>Q.9 The institution provides multiple opportunities to grow 520 responses</p>  <table border="1"><thead><tr><th>Response</th><th>Percentage</th></tr></thead><tbody><tr><td>4 - Strongly agree</td><td>35%</td></tr><tr><td>3 - Agree</td><td>40.6%</td></tr><tr><td>2 - Neutral</td><td>18.5%</td></tr><tr><td>1 - Disagree</td><td>4.2%</td></tr><tr><td>0 - Strongly Disagree</td><td>1.7%</td></tr></tbody></table>	Response	Percentage	4 - Strongly agree	35%	3 - Agree	40.6%	2 - Neutral	18.5%	1 - Disagree	4.2%	0 - Strongly Disagree	1.7%
Response	Percentage												
4 - Strongly agree	35%												
3 - Agree	40.6%												
2 - Neutral	18.5%												
1 - Disagree	4.2%												
0 - Strongly Disagree	1.7%												





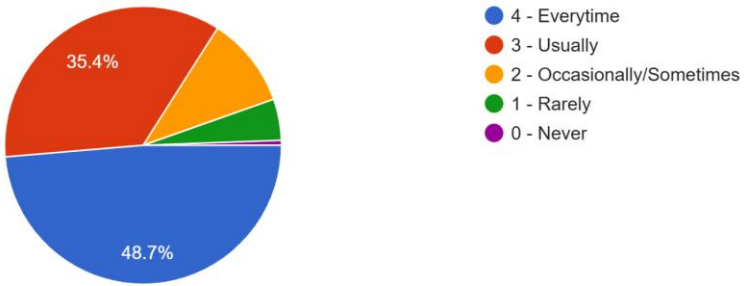
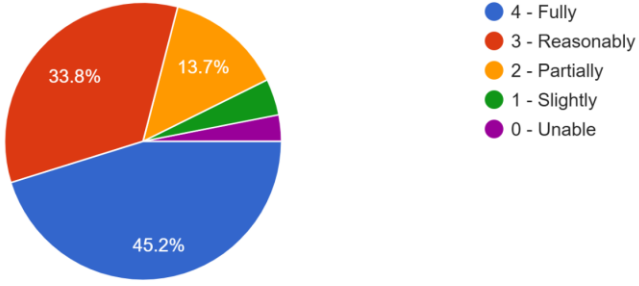
<p>10</p>	<p>Teachers inform you about your expected competencies, course outcomes and programme outcomes</p> <p>4 - Everytime - 50% 3 - Usually - 34.4% 2 - Occasionally/Sometimes - 12.3% 1 - Rarely - 1.7% 0 - Never - 1.5%</p> <p>Q.10 Teachers inform you about your expected competencies, course outcomes and programme outcomes 520 responses</p>  <table border="1"><thead><tr><th>Frequency</th><th>Percentage</th></tr></thead><tbody><tr><td>4 - Everytime</td><td>50%</td></tr><tr><td>3 - Usually</td><td>34.4%</td></tr><tr><td>2 - Occasionally/Sometimes</td><td>12.3%</td></tr><tr><td>1 - Rarely</td><td>1.7%</td></tr><tr><td>0 - Never</td><td>1.5%</td></tr></tbody></table>	Frequency	Percentage	4 - Everytime	50%	3 - Usually	34.4%	2 - Occasionally/Sometimes	12.3%	1 - Rarely	1.7%	0 - Never	1.5%
Frequency	Percentage												
4 - Everytime	50%												
3 - Usually	34.4%												
2 - Occasionally/Sometimes	12.3%												
1 - Rarely	1.7%												
0 - Never	1.5%												
<p>11</p>	<p>Your mentor does a necessary follow-up with an assigned task to you.</p> <p>4 - Everytime - 46.7% 3 - Usually - 33.3% 2 - Occasionally/Sometimes - 13.1% 1 - Rarely - 5% 0 - I don't have a mentor - 1.9%</p> <p>Q.11 Your mentor does a necessary follow-up with an assigned task to you. 520 responses</p>  <table border="1"><thead><tr><th>Frequency</th><th>Percentage</th></tr></thead><tbody><tr><td>4 - Everytime</td><td>46.7%</td></tr><tr><td>3 - Usually</td><td>33.3%</td></tr><tr><td>2 - Occasionally/Sometimes</td><td>13.1%</td></tr><tr><td>1 - Rarely</td><td>5%</td></tr><tr><td>0 - I don't have a mentor</td><td>1.9%</td></tr></tbody></table>	Frequency	Percentage	4 - Everytime	46.7%	3 - Usually	33.3%	2 - Occasionally/Sometimes	13.1%	1 - Rarely	5%	0 - I don't have a mentor	1.9%
Frequency	Percentage												
4 - Everytime	46.7%												
3 - Usually	33.3%												
2 - Occasionally/Sometimes	13.1%												
1 - Rarely	5%												
0 - I don't have a mentor	1.9%												





Vishnu Waman Thakur Charitable Trust's
VIVA Institute of Technology

Approved by AICTE, New Delhi, DTE, Government of Maharashtra, Affiliated to University of Mumbai
Shirgaon, Post-Virar (E.), Tal-Vasai, Dist-Palghar – 401 305.

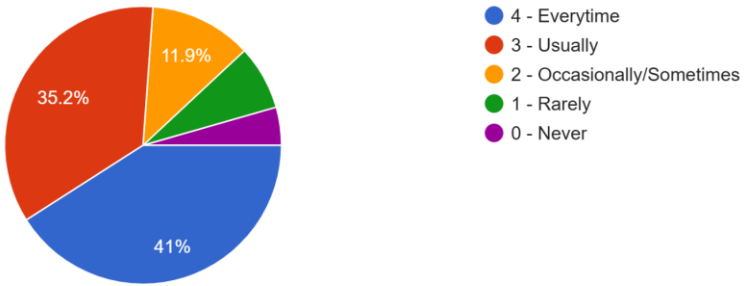
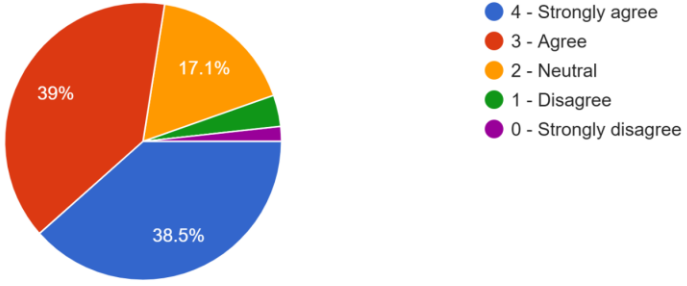
12	<p>The teachers illustrate the concepts through examples and applications.</p> <p>4 - Everytime - 48.7% 3 - Usually - 35.4% 2 - Occasionally/Sometimes - 10.6% 1 - Rarely - 4.8% 0 - Never - 0.6%</p> <p>Q.12 The teachers illustrate the concepts through examples and applications. 520 responses</p>  <table border="1"><thead><tr><th>Response</th><th>Percentage</th></tr></thead><tbody><tr><td>4 - Everytime</td><td>48.7%</td></tr><tr><td>3 - Usually</td><td>35.4%</td></tr><tr><td>2 - Occasionally/Sometimes</td><td>10.6%</td></tr><tr><td>1 - Rarely</td><td>4.8%</td></tr><tr><td>0 - Never</td><td>0.6%</td></tr></tbody></table>	Response	Percentage	4 - Everytime	48.7%	3 - Usually	35.4%	2 - Occasionally/Sometimes	10.6%	1 - Rarely	4.8%	0 - Never	0.6%
Response	Percentage												
4 - Everytime	48.7%												
3 - Usually	35.4%												
2 - Occasionally/Sometimes	10.6%												
1 - Rarely	4.8%												
0 - Never	0.6%												
13	<p>The teachers identify your strengths and encourage you with providing right level of challenges.</p> <p>4 - Fully - 45.2% 3 - Reasonably - 33.8% 2 - Partially - 13.7% 1 - Slightly - 4.2% 0 - Unable - 3.1%</p> <p>Q.13 The teachers identify your strengths and encourage you with providing right level of challenges. 520 responses</p>  <table border="1"><thead><tr><th>Response</th><th>Percentage</th></tr></thead><tbody><tr><td>4 - Fully</td><td>45.2%</td></tr><tr><td>3 - Reasonably</td><td>33.8%</td></tr><tr><td>2 - Partially</td><td>13.7%</td></tr><tr><td>1 - Slightly</td><td>4.2%</td></tr><tr><td>0 - Unable</td><td>3.1%</td></tr></tbody></table>	Response	Percentage	4 - Fully	45.2%	3 - Reasonably	33.8%	2 - Partially	13.7%	1 - Slightly	4.2%	0 - Unable	3.1%
Response	Percentage												
4 - Fully	45.2%												
3 - Reasonably	33.8%												
2 - Partially	13.7%												
1 - Slightly	4.2%												
0 - Unable	3.1%												





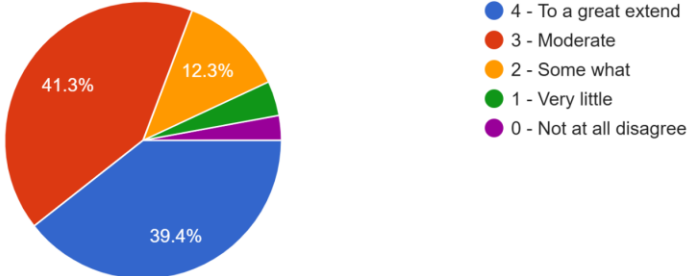
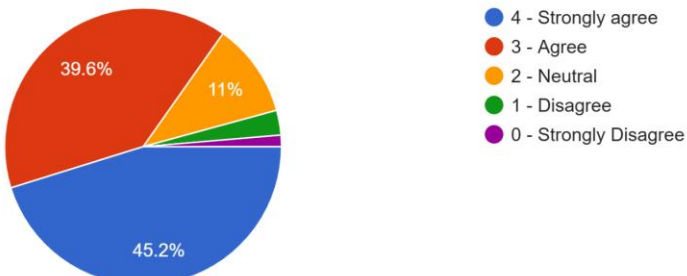
Vishnu Waman Thakur Charitable Trust's
VIVA Institute of Technology

Approved by AICTE, New Delhi, DTE, Government of Maharashtra, Affiliated to University of Mumbai
Shirgaon, Post-Virar (E.), Tal-Vasai, Dist-Palghar – 401 305.

14	<p>Teachers are able to identify your weaknesses and help you to overcome them</p> <p>4 - Everytime - 41% 3 - Usually - 35.2% 2 - Occasionally/Sometimes - 11.9% 1 - Rarely - 7.5% 0 - Never - 4.4%</p> <p>Q.14 Teachers are able to identify your weaknesses and help you to overcome them 520 responses</p>  <ul style="list-style-type: none">4 - Everytime3 - Usually2 - Occasionally/Sometimes1 - Rarely0 - Never
15	<p>The institution makes effort to engage students in the monitoring, review and continuous quality improvement of the teaching learning process.</p> <p>4 - Strongly agree - 38.5% 3 - Agree - 39% 2 - Neutral - 17.1% 1 - Disagree - 3.7% 0 - Strongly disagree - 1.7%</p> <p>Q.15 The institution makes effort to engage students in the monitoring, review and continuous quality improvement of the teaching learning process. 520 responses</p>  <ul style="list-style-type: none">4 - Strongly agree3 - Agree2 - Neutral1 - Disagree0 - Strongly disagree

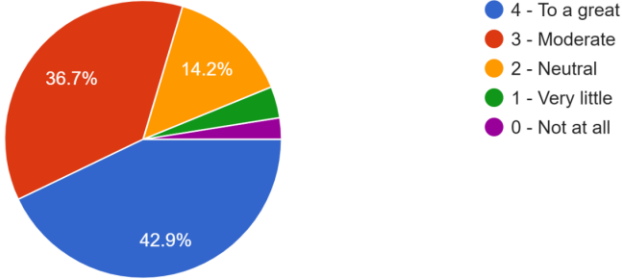
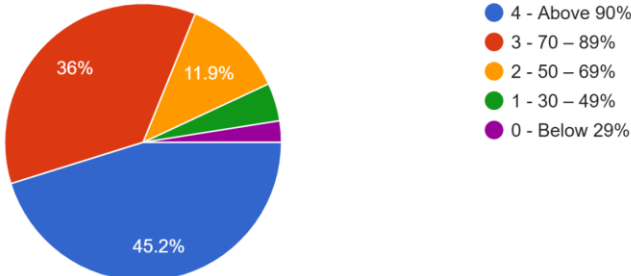




<p>16</p>	<p>The institute/ teachers use student centric methods, such as experiential learning, participative learning and problem solving methodologies for enhancing learning experiences.</p> <p>4 - To a great extent - 39.4% 3 - Moderate - 41.3% 2 - Some what - 12.3% 1 - Very little - 4% 0 - Not at all disagree - 2.9%</p> <p>Q.16 The institute/ teachers use student centric methods, such as experiential learning, participative learning and problem solving methodologies for enhancing learning experiences. 520 responses</p>  <ul style="list-style-type: none">4 - To a great extent3 - Moderate2 - Some what1 - Very little0 - Not at all disagree
<p>17</p>	<p>Teachers encourage you to participate in extracurricular activities.</p> <p>4 - Strongly agree - 45.2% 3 - Agree - 39.6% 2 - Neutral - 11% 1 - Disagree - 2.9% 0 - Strongly Disagree - 1.3%</p> <p>Q.17 Teachers encourage you to participate in extracurricular activities. 520 responses</p>  <ul style="list-style-type: none">4 - Strongly agree3 - Agree2 - Neutral1 - Disagree0 - Strongly Disagree

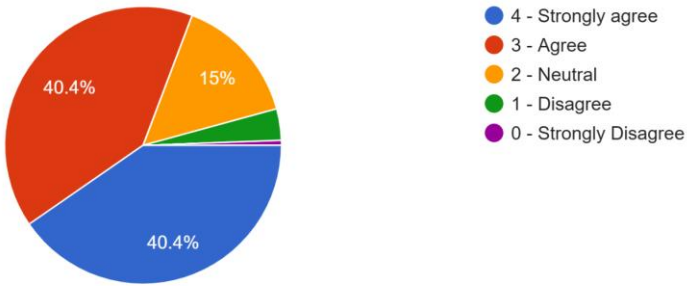




<p>18</p>	<p>Efforts are made by the institute/ teachers to inculcate soft skills, life skills and employability skills to make you ready for the world of work.</p> <p>4 - To a great - 42.9% 3 - Moderate - 36.7% 2 - Neutral - 14.2% 1 - Very little - 3.7% 0 - Not at all - 2.5%</p> <p>Q.18 Efforts are made by the institute/ teachers to inculcate soft skills, life skills and employability skills to make you ready for the world of work. 520 responses</p>  <ul style="list-style-type: none">4 - To a great3 - Moderate2 - Neutral1 - Very little0 - Not at all
<p>19</p>	<p>What percentage of teachers use ICT tools such as LCD projector, Multimedia, etc. while teaching.</p> <p>4 - Above 90% - 42.5% 3 - 70 – 89% - 36% 2 - 50 – 69% - 11.9% 1 - 30 – 49% - 4.4% 0 - Below 29% - 2.5%</p> <p>Q.19 What percentage of teachers use ICT tools such as LCD projector, Multimedia, etc. while teaching. 520 responses</p>  <ul style="list-style-type: none">4 - Above 90%3 - 70 – 89%2 - 50 – 69%1 - 30 – 49%0 - Below 29%





20	<p>The overall quality of teaching learning process in your institute is very good</p> <p>4 - Strongly agree - 40.4% 3 - Agree - 40.4% 2 - Neutral - 15% 1 - Disagree - 3.7% 0 - Strongly Disagree - 0.6%</p> <p>Q.20 The overall quality of teaching learning process in your institute is very good 520 responses</p>  <table border="1"><thead><tr><th>Response</th><th>Percentage</th></tr></thead><tbody><tr><td>4 - Strongly agree</td><td>40.4%</td></tr><tr><td>3 - Agree</td><td>40.4%</td></tr><tr><td>2 - Neutral</td><td>15%</td></tr><tr><td>1 - Disagree</td><td>3.7%</td></tr><tr><td>0 - Strongly Disagree</td><td>0.6%</td></tr></tbody></table>	Response	Percentage	4 - Strongly agree	40.4%	3 - Agree	40.4%	2 - Neutral	15%	1 - Disagree	3.7%	0 - Strongly Disagree	0.6%
Response	Percentage												
4 - Strongly agree	40.4%												
3 - Agree	40.4%												
2 - Neutral	15%												
1 - Disagree	3.7%												
0 - Strongly Disagree	0.6%												
21	<p>Give three observation / suggestions to improve the overall teaching – learning experience in your institution.</p> <p>Observations and suggestions:</p> <ol style="list-style-type: none">1. All teachers are good.2. It's a good organisation for students3. Teaching experience is good college need to improve on the placement side4. Good student teacher interaction and understanding5. Ongoing Teacher Training: Regular workshops to update teaching skills.6. Good and healthy environment7. Hands-on Learning: Include more projects and practical work for real-world skills.8. Enhanced Practical Exposure integrate more real-world projects and case studies into the curriculum, particularly in technology.9. Interactive and Adaptive Teaching Techniques like flipped classrooms, group discussions, and live problem-solving sessions is done10. Prioritize practical application: Incorporate more hands-on projects and real-world simulations to enhance students' problem-solving and critical thinking skills.11. Foster active learning: Encourage teachers to use a variety of engaging techniques like group discussions and role-playing to stimulate student												







Vishnu Waman Thakur Charitable Trust's
VIVA Institute of Technology

Approved by AICTE, New Delhi, DTE, Government of Maharashtra, Affiliated to University of Mumbai
Shirgaon, Post-Virar (E.), Tal-Vasai, Dist-Palghar – 401 305.

	<p>participation and deeper understanding.</p> <ol style="list-style-type: none">12. Invest in faculty development: Provide ongoing training for teachers to stay updated with the latest teaching methodologies and industry trends, ensuring they deliver effective and inspiring learning experiences.13. Regular Feedback and Mentorship Programs14. Identify the weaknesses of students and Improve quality of appliances15. Need more practical examples, more extracurricular activities.16. Lab practicals should be based on real world application17. More interactive sessions than classroom teaching,18. Subjects should be taught deeply. Every aspect of a subject should be explored. As of now, the subjects are taught for only exams.19. Labs are very boring. The internet is not available on every computer, leading to wastage of time.20. Personalized Feedback and Support21. Curriculum Relevance and Integration22. Emphasize Practical, Hands-on Experience23. Feedback-Driven Teaching Approach24. Must Motivate Students, Need to speak about Startup Initiative, Must Focus on Industry Technology.25. To convey weaknesses and strengths of each student in his/her academic journey and encourage them to make projects of their particular courses to delve into it deeper.26. Connect the theoretical points with daily practical things27. Try to creating the students mindset to think practically more than thoery.28. Leverage Technology29. To keep maintenance of machines for practical.30. To focus on More site/field visit.31. To give opportunities for internships.32. To focus on More practical skill which companies and industries demand.33. Proper sound system can be installed so that it will become easier to learn some things through videos making it easier for teachers and students to understand the concept.34. No. Of industrial visit for any particular subject can be increased.35. Staff should more friendly, understanding and respectful towards students.36. Learning should be more enjoyable and productive.37. Should appreciate participating in activities other than academics and even improve sports opportunities
--	--


Prof. Karishma Raut
IQAC Coordinator


Dr. Arun Kumar
Principal

